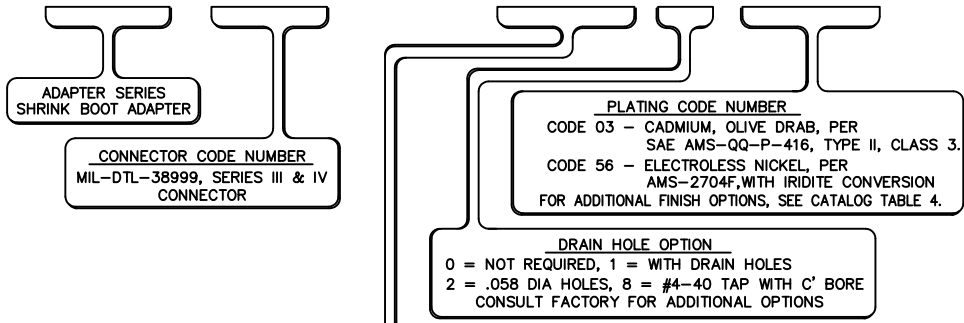


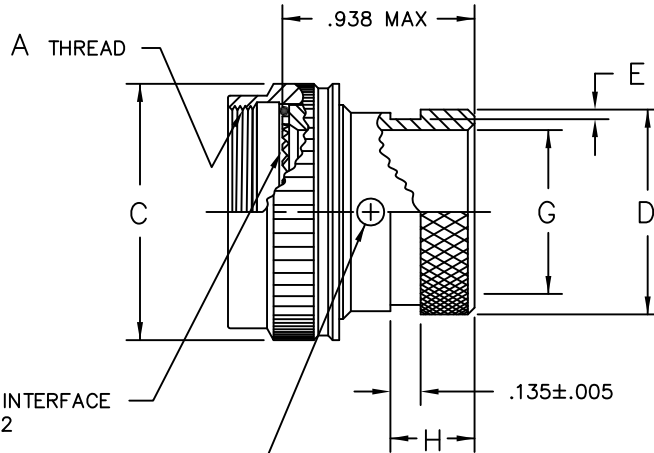
Example Part Number

3 1 4 0 - 1 2 0 5 6



ORDER NUMBER	SHELL SIZE		A METRIC THD CLASS 6H	ϕC MAX	ϕD MAX	ϕE MIN	ϕG MIN	H MAX
	COM'L	MIL						
0 8	9	A	M12 X 1.0	.719	.533	.044	.250	.425
1 0	11	B	M15 X 1.0	.843	.605	.044	.375	.425
1 2	13	C	M18 X 1.0	.969	.774	.044	.500	.425
1 4	15	D	M22 X 1.0	1.093	.838	.044	.620	.425
1 6	17	E	M25 X 1.0	1.219	.963	.044	.745	.425
1 8	19	F	M28 X 1.0	1.343	1.042	.044	.812	.425
2 0	21	G	M31 X 1.0	1.469	1.217	.069	.938	.425
2 2	23	H	M34 X 1.0	1.593	1.355	.069	1.062	.425
2 4	25	J	M37 X 1.0	1.719	1.443	.069	1.175	.425

- NOTES: UNLESS OTHERWISE SPECIFIED.
- ASSEMBLY IDENTIFICATION PER MIL-STD-1285.
 - MATERIAL: ADAPTER BODY & COUPLING RING, ALUMINUM ALLOY.
O'RING, SILICONE.



CONNECTOR/ADAPTER INTERFACE
 PER AS85049 FIGURE 2

4X $\phi .125 \pm .020$ DRAIN HOLES
 @ 90° OPTIONAL, SEE EXAMPLE PART NUMBER

Example Part Number

3 1 4 1 - 1 2 0 5 6

ADAPTER SERIES
 SHRINK BOOT ADAPTER

CONNECTOR CODE NUMBER
 MIL-DTL-38999, SERIES I & II
 CONNECTOR

PLATING CODE NUMBER
 CODE 03 - CADMIUM, OLIVE DRAB, PER
 SAE AMS-QQ-P-416, TYPE II, CLASS 3.
 CODE 56 - ELECTROLESS NICKEL, PER
 AMS-2704F, WITH IRIDITE CONVERSION
 FOR ADDITIONAL FINISH OPTIONS, SEE CATALOG TABLE 4.

DRAIN HOLE OPTION
 0 = NOT REQUIRED, 1 = WITH DRAIN HOLES
 2 = .058 DIA HOLES, 8 = #4-40 TAP WITH C' BORE
 CONSULT FACTORY FOR ADDITIONAL OPTIONS

CONNECTOR ORDER NUMBER								
ORDER NUMBER	SHELL SIZE		A UNIFIED THD. CLASS 2B	ϕC MAX	ϕD MAX	ϕE +.008 -.000	ϕG MIN.	H MAX
	SER.I	SER.II						
0 8	9	8	.438-28	.719	.533	.044	.250	.425
1 0	11	10	.562-24	.843	.605	.044	.375	.425
1 2	13	12	.688-24	.969	.774	.044	.500	.425
1 4	15	14	.812-20	1.093	.838	.044	.620	.425
1 6	17	16	.938-20	1.219	.963	.044	.745	.425
1 8	19	18	1.062-18	1.343	1.042	.044	.812	.425
2 0	21	20	1.188-18	1.469	1.217	.069	.938	.425
2 2	23	22	1.312-18	1.593	1.355	.069	1.062	.425
2 4	25	24	1.438-18	1.719	1.443	.069	1.175	.425

NOTES: UNLESS OTHERWISE SPECIFIED.

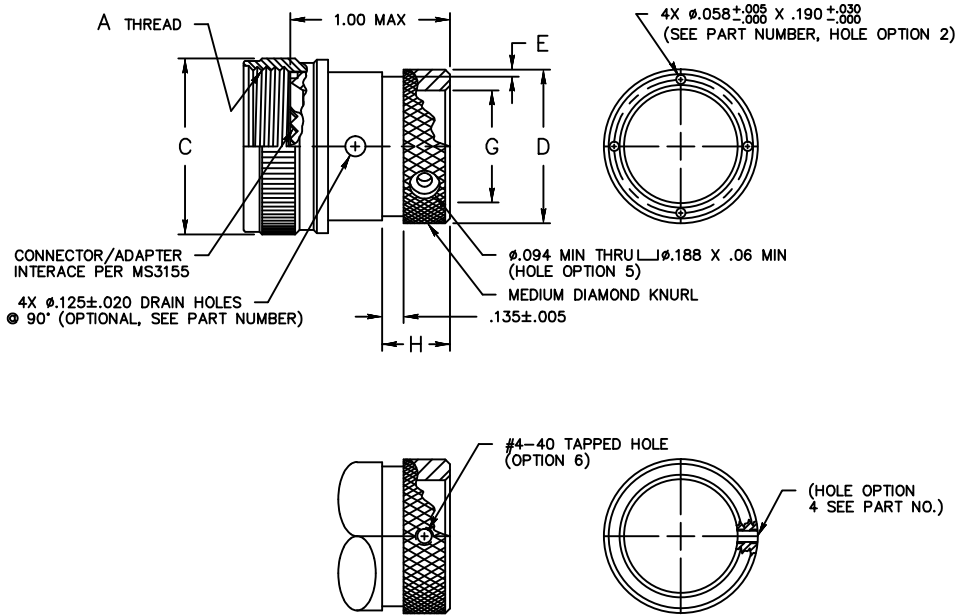
- ASSEMBLY IDENTIFICATION PER MIL-STD-1285.
- MATERIAL: ADAPTER BODY & COUPLING RING,
 ALUMINUM ALLOY.
 O'RING, SILICONE.



ELECTRO ADAPTER INC.
 CHATSWORTH, CALIFORNIA, USA 91311
 PHONE (818) 998-1198
 FAX (818) 709-5773

SECTION 5 - SPECIALITY PRODUCT
SPIN COUPLING , SHRINK BOOT ADAPTER
 MIL-DTL-5015 (CRIMP) , MIL-DTL-26482 (SER 2) ,
 MIL-DTL-83723 (SER III) , NAS 1599

3154
 SHEET 1 OF 1



Example Part Number

3154-12003

ADAPTER SERIES
 SHRINK BOOT ADAPTER

CONNECTOR CODE NUMBER
 MIL-C-81703, MIL-DTL-83723,
 MIL-DTL-5015, MIL-DTL-26482 &
 NAS1599

HOLE OPTION

- 0 - NOT REQUIRED
- 1 - WITH DRAIN HOLES
- 2 - 4X $\phi .058$ HOLES
- 4 - 1X 2-56 TAP HOLE
- 5 - $\phi .094$ HOLE WITH C'BORE
- 6 - 4-40 TAPPED HOLE

PLATING CODE NUMBER

- CODE 03 - CADMIUM, OLIVE DRAB, PER QQ-P-416, TYPE II, CLASS 3
 - CODE 55 - CADMIUM, OLIVE DRAB, PER QQ-P-416, TYPE II, CLASS 3, OVER ELECTROLESS NICKEL PER MIL-C-26074 CLASS 3 OR 4, GRADE B.
 - CODE 56 - ELECTROLESS NICKEL, PER MIL-C-26074, CLASS 4, GRADE A.
- FOR ADDITIONAL FINISH OPTIONS, SEE CATALOG TABLE 4

CONNECTOR ORDER NUMBER

ORDER NUMBER	SHELL SIZE		A UNIFIED THD CLASS 2B	ϕC MAX	ϕD + .000 - .020	E + .008 - .000	ϕG + .010 - .020	H MAX	USE MS3117-** OR MS3109-** SHRINK BOOT
	3	4							
0 3	3		.562-24UNEF	.669	.533	.044	.270	.425	-01, -11
0 8		8&8S	.500-20UNEF	.617	.533	.044	.270	.425	-01, -11
1 0		10,10S&10SL	.625-24UNEF	.734	.605	.044	.375	.425	-02, -12
1 2	7	12&12S	.750-20UNEF	.858	.774	.044	.511	.425	-03, -13
1 4	12	14&14S	.875-20UNEF	.984	.838	.044	.585	.425	-03, -13
1 6	19	16&16S	1.000-20UNEF	1.112	.963	.044	.710	.425	-04, -14
1 8	27	18	1.062-18UNEF	1.218	1.042	.044	.789	.425	-04, -14
2 0	37	20	1.188-18UNEF	1.345	1.217	.069	.914	.425	-05, -15
2 2		22	1.312-18UNEF	1.468	1.355	.069	1.039	.425	-06, -15
2 4		24	1.438-18UNEF	1.593	1.443	.069	1.154	.425	-06, -16
2 8		28	1.750-18UNS	1.969	1.709	.069	1.389	.425	-07, -16
3 2		32	2.000-18UNS	2.219	1.919	.086	1.635	.587	-08, -17
3 6		36	2.250-16UN	2.469	2.169	.086	1.850	.587	-08, -17
4 0		40	2.500-16UN	2.719	2.402	.086	2.065	.587	-09, -18
4 4		44	2.750-16UN	2.969	2.657	.086	2.320	.587	-10, -18
4 8		48	3.000-16UN	3.219	2.907	.086	2.570	.587	-10, -18
6 1	61		1.500-18UNEF	1.653	1.529	.069	1.194	.425	-06, -16

NOTES: UNLESS OTHERWISE SPECIFIED.

- 1. ASSEMBLY IDENTIFICATION PER MIL-STD-1285.
- 2. MATERIAL: ADAPTER BODY & COUPLING NUT, ALUMINUM ALLOY.



PER MIL-C-81703 (SERIES 3)



PER MIL-DTL-83723 (SERIES III), MIL-DTL-5015
 MIL-DTL-26482 (SERIES 2) & NAS1599.