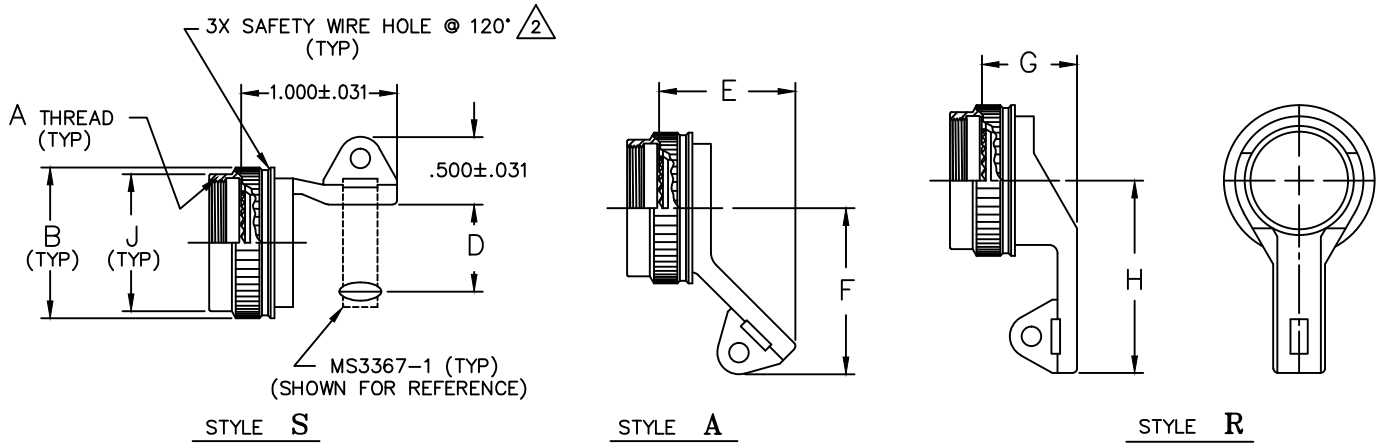




ELECTRO ADAPTER INC.
 CHATSWORTH, CALIFORNIA, USA 91311
 PHONE (818) 998-1198
 FAX (818) 709-5773

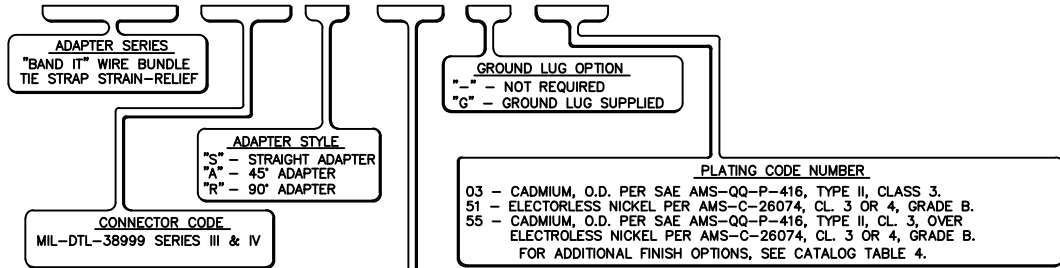
**SECTION 4 - OPEN FRAME ADAPTER
 "BAND IT" WIRE BUNDLE,
 TIE STRAP RELIEF, GROUND LUG
 MIL - DTL - 38999, SERIES III & IV**

10540
 SHEET 1 OF 1



Example Part Number

1 0 5 4 0 R 1 2 G 5 5 \triangle_2 \triangle_3 \triangle_4 \triangle_5



| DASH NUMBER | SHELL SIZE | | A METRIC THD CLASS 6H | ØB MAX OD | D MAX CABLE ENTRY | E MAX | F MAX | G ±.031 | H ±.031 | ØJ MAX |
|-------------|------------|-----|-----------------------|-----------|-------------------|-------|-------|---------|---------|--------|
| | COM'L | MIL | | | | | | | | |
| 0 8 | 9 | A | M12 X 1.0 | .719 | .264 | 1.156 | .875 | .625 | .906 | .567 |
| 1 0 | 11 | B | M15 X 1.0 | .844 | .392 | 1.156 | .875 | .625 | .969 | .704 |
| 1 2 | 13 | C | M18 X 1.0 | .969 | .506 | 1.156 | .938 | .625 | 1.031 | .829 |
| 1 4 | 15 | D | M22 X 1.0 | 1.094 | .631 | 1.656 | 1.250 | .688 | 1.094 | .954 |
| 1 6 | 17 | E | M25 X 1.0 | 1.219 | .756 | 1.656 | 1.312 | .688 | 1.174 | 1.079 |
| 1 8 | 19 | F | M28 X 1.0 | 1.344 | .845 | 1.750 | 1.375 | .688 | 1.299 | 1.203 |
| 2 0 | 21 | G | M31 X 1.0 | 1.469 | .970 | 1.812 | 1.500 | .750 | 1.424 | 1.329 |
| 2 2 | 23 | H | M34 X 1.0 | 1.594 | 1.095 | 1.812 | 1.688 | .750 | 1.549 | 1.454 |
| 2 4 | 25 | J | M37 X 1.0 | 1.719 | 1.220 | 1.969 | 1.750 | .750 | 1.674 | 1.579 |

NOTES: UNLESS OTHERWISE SPECIFIED.

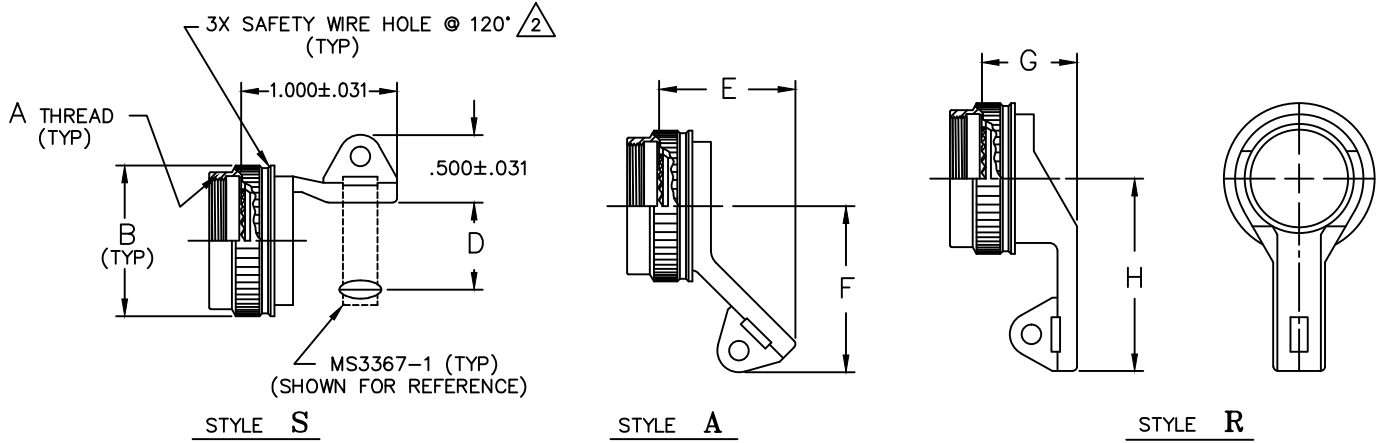
1. ASSEMBLY IDENTIFICATION PER MIL-STD-1285.
- \triangle_2 ADD 'W' IN PART NUMBER FOR COUPLING NUT WITH WIRE HOLES. OMIT 'W' IF NOT REQUIRED.
- \triangle_3 ADD 'L' IN PART NUMBER FOR SELF-LOCKING COUPLING NUT.
- \triangle_4 ADD 'V' TO END OF PART NUMBER FOR 'A' THREAD COATED WITH VIBRATITE 205.
- \triangle_5 ADD 'T' TO END OF PART NUMBER FOR 6-32 TAP IN GROUND LUG.



ELECTRO ADAPTER INC.
 CHATSWORTH, CALIFORNIA, USA 91311
 PHONE (818) 998-1198
 FAX (818) 709-5773

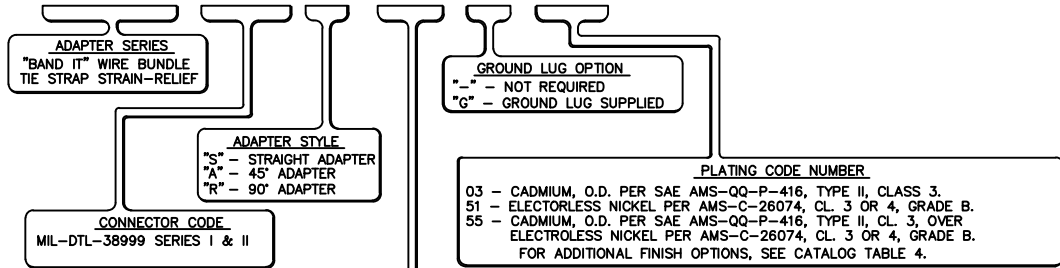
**SECTION 4 - OPEN FRAME ADAPTER
 "BAND IT" WIRE BUNDLE,
 TIE STRAP RELIEF, GROUND LUG
 MIL - DTL - 38999, SERIES I & II**

10541
 SHEET 1 OF 1



Example Part Number

10541R12G55²³⁴⁵



| DASH NUMBER | SHELL SIZE | | A UNIFIED CLASS | THD 2B | ØB MAX OD | D MAX CABLE ENTRY | E MAX | F MAX | G ±.031 | H MAX |
|-------------|------------|-----|-----------------|--------|-----------|-------------------|-------|-------|---------|-------|
| | COM'L | MIL | | | | | | | | |
| 0 8 | 8 | 9 | M12 X 1.0 | | .703 | .264 | 1.156 | .875 | .625 | .890 |
| 1 0 | 10 | 11 | M15 X 1.0 | | .827 | .392 | 1.156 | .875 | .625 | .950 |
| 1 2 | 12 | 13 | M18 X 1.0 | | .953 | .506 | 1.156 | .938 | .625 | 1.010 |
| 1 4 | 14 | 15 | M22 X 1.0 | | 1.077 | .631 | 1.656 | 1.250 | .688 | 1.310 |
| 1 6 | 16 | 17 | M25 X 1.0 | | 1.203 | .756 | 1.656 | 1.312 | .688 | 1.390 |
| 1 8 | 18 | 19 | M28 X 1.0 | | 1.327 | .845 | 1.750 | 1.375 | .688 | 1.470 |
| 2 0 | 20 | 21 | M31 X 1.0 | | 1.453 | .970 | 1.812 | 1.500 | .750 | 1.510 |
| 2 2 | 22 | 23 | M34 X 1.0 | | 1.577 | 1.095 | 1.812 | 1.688 | .750 | 1.570 |
| 2 4 | 24 | 25 | M37 X 1.0 | | 1.703 | 1.220 | 1.969 | 1.750 | .750 | 1.640 |

NOTES: UNLESS OTHERWISE SPECIFIED.

- ASSEMBLY IDENTIFICATION PER MIL-STD-1285.
- ADD 'W' IN PART NUMBER FOR COUPLING NUT WITH WIRE HOLES. OMIT 'W' IF NOT REQUIRED.
- ADD 'L' IN PART NUMBER FOR SELF-LOCKING COUPLING NUT.
- ADD 'V' TO END OF PART NUMBER FOR 'A' THREAD COATED WITH VIBRATITE 205.
- ADD 'T' TO END OF PART NUMBER FOR 6-32 TAP IN GROUND LUG.

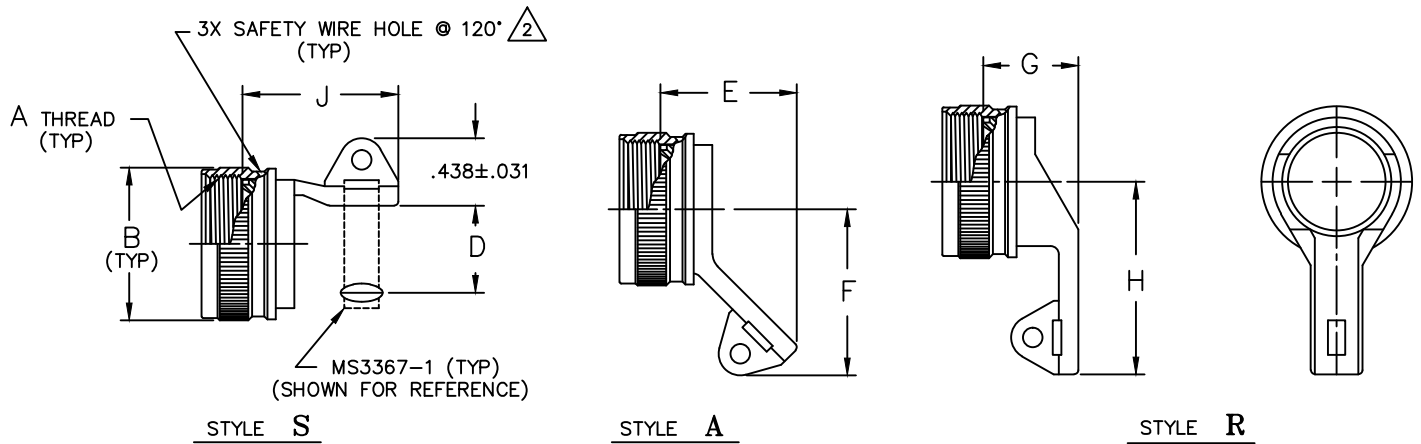


ELECTRO ADAPTER INC.
 CHATSWORTH, CALIFORNIA, USA 91311
 PHONE (818) 998-1198
 FAX (818) 709-5773

SECTION 4 - OPEN FRAME ADAPTER
"BAND IT" WIRE BUNDLE,
TIE STRAP RELIEF, GROUND LUG
MIL - DTL - 5015, 3400 SERIES

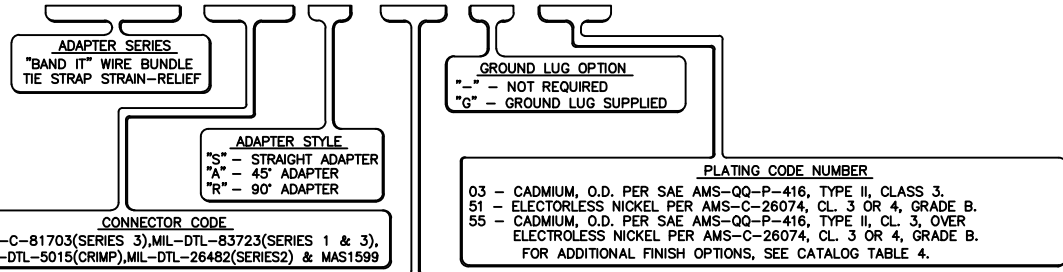
10554

SHEET 1 OF 1



Example Part Number

10554R12G55 ² ³ ⁴ ⁵ ⁶ ⁷



| DASH NUMBER | SHELL SIZE | | A UNIFIED THD CLASS 2B | ØB MAX OD | D MAX CABLE ENTRY | E REF | F REF | G ±.031 | H ±.031 | J ±.031 |
|-------------|--------------|----------------|------------------------|-----------|-------------------|-------|-------|---------|---------|---------|
| | ⁴ | ⁵ | | | | | | | | |
| 0 3 | 3 | | .562-24UNEF | .669 | .260 | .805 | 1.100 | .625 | .906 | .875 |
| 0 8 | | 8 & 8S | .500-20UNEF | .617 | .260 | .805 | 1.100 | .625 | .906 | .875 |
| 1 0 | | 10, 10S & 10SL | .625-24UNEF | .734 | .365 | .805 | 1.100 | .625 | .969 | .875 |
| 1 2 | 7 | 12 & 12S | .750-20UNEF | .858 | .501 | .805 | 1.100 | .625 | 1.031 | .875 |
| 1 4 | 12 | 14 & 14S | .875-20UNEF | .984 | .575 | .985 | 1.200 | .688 | 1.094 | 1.125 |
| 1 6 | 19 | 16 & 16S | 1.000-20UNEF | 1.112 | .700 | .985 | 1.200 | .688 | 1.174 | 1.125 |
| 1 8 | 27 | 18 | 1.062-18UNEF | 1.218 | .779 | 1.005 | 1.300 | .688 | 1.174 | 1.125 |
| 2 0 | 37 | 20 | 1.188-18UNEF | 1.345 | .904 | 1.005 | 1.300 | .750 | 1.299 | 1.125 |
| 2 2 | | 22 | 1.312-18UNEF | 1.468 | 1.029 | 1.005 | 1.400 | .750 | 1.424 | 1.250 |
| 2 4 | | 24 | 1.438-18UNEF | 1.593 | 1.144 | 1.065 | 1.400 | .750 | 1.549 | 1.250 |
| 2 8 | | 28 | 1.750-18UNS | 1.969 | 1.379 | .973 | 1.500 | .750 | 1.862 | 1.438 |
| 3 2 | | 32 | 2.000-18UNS | 2.219 | 1.625 | .973 | 1.500 | .750 | 2.112 | 1.438 |
| 3 6 | | 36 | 2.250-16UN | 2.469 | 1.840 | 1.149 | 1.688 | N/A | N/A | 1.438 |
| 4 0 | | 40 | 2.500-16UN | 2.719 | 2.050 | 1.325 | 1.944 | N/A | N/A | 1.438 |
| 4 4 | | 44 | 2.750-16UN | 2.969 | 2.310 | 1.501 | 2.125 | N/A | N/A | 1.438 |

NOTES: UNLESS OTHERWISE SPECIFIED.

1. ASSEMBLY IDENTIFICATION PER MIL-STD-1285.
- ² ADD 'W' IN PART NUMBER FOR COUPLING NUT WITH WIRE HOLES. OMIT 'W' IF NOT REQUIRED.
- ³ ADD 'L' IN PART NUMBER FOR SELF-LOCKING COUPLING NUT.
- ⁴ SHELL SIZES PER MIL-C-81703, SERIES 3, CLASS E & L. MS3424, 46, 64, 67 & 68.
- ⁵ SHELL SIZES PER MIL-DTL-5015, CLASS D, L, U & W, CRIMP CONTACT ONLY.
 MS3400, 01, 04, 06, 50, 51, 54 & 56.
 MIL-DTL-26482, SERIES 2, CLASS A & L. MS3470, 71, 72, 74, 75 & 76.
 MIL-DTL-83723, SERIES I, CLASS A,G & R. M83723/1,2,3,4,5,6,7,8,13,14,42 & /43.
 MIL-DTL-83723, SERIES III, CLASS A,G,K,R & S, MS83723/71,72,73,74,75,76,77,78,82,
 /83,84,85,86,87,95 & /96.
 NAS1599, CLASS G & R, NAS1641, 42, 43, 50, 51, 52, 53, 92, 93, 94, 99, 1700, 01 & 02.
- ⁶ ADD 'V' TO END OF PART NUMBER FOR 'A' THREAD COATED WITH VIBRATITE 205.
- ⁷ ADD 'T' TO END OF PART NUMBER FOR 6-32 TAP IN GROUND LUG.